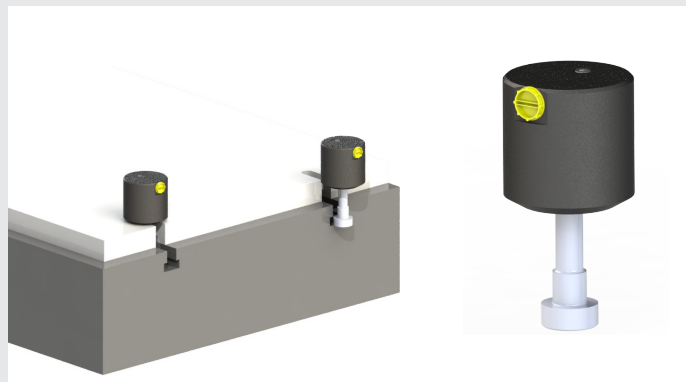


Rod clamp BTM

Hydraulically released mechanical clamp
20-60 kN | 3 models

Specifications

- Replaces traditional nut and bolt clamping
- Manually inserted into the T slot or static
- Mechanical clamping, using spring washers and hydraulic release
- Clamping height set by the length of the clamp rod size according to your requirements
- Standard working temperature of up to 70 °C, 160 °C with Viton seals



☐ static ☒ removable ☒ bolster ☒ ram ☒ hydraulic single-acting ☐ hydraulic double-acting ☒ mechanical ☐ automatic

The BTM Clamp replaces traditional nut and bolt fasteners without requiring expensive changes to the die or press bed. The clamp is spring activated and hydraulically released. Clamping height is set by the length of the clamp rod (as defined when ordered).

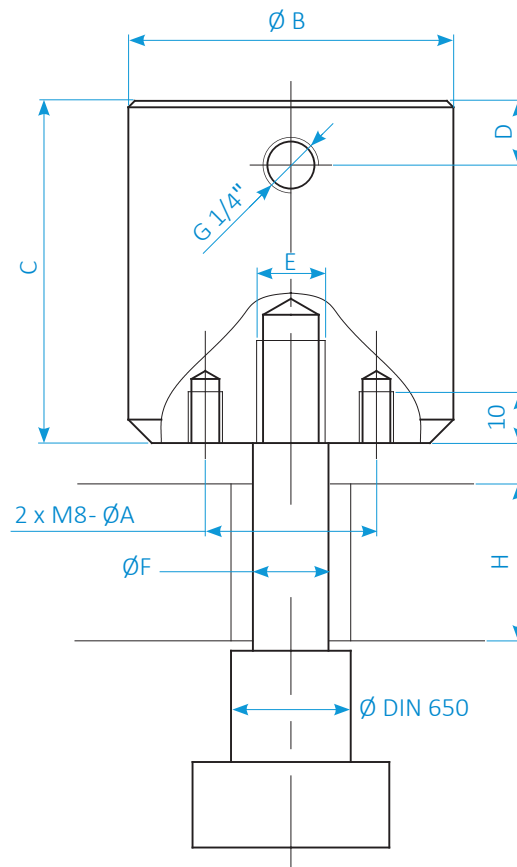
Specifications and dimensions

	BTM 20	BTM 40	BTM 60
clamping force (kN)	20	40	60
weight (kg)	3	3,5	4
release pressure (bar)	100	170	180
stroke (mm)	2,5	4	4
Ø A	42	50	50
Ø B	80	90	100
C	80	90	90
D	10	11	11
E	M16	M18	M18
Ø F	18	20	20

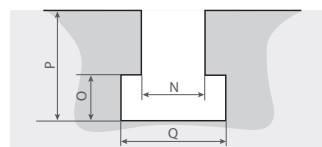
All dimensions are in millimetres.

Standard hydraulic connection G1/4", UNF 9/16" available as an option.

The clamping force depends on the spring specifications. BTM clamps are manufactured to be usable in mid-stroke. Maximum release is achieved using the required release pressure.



DIN 650 T slot

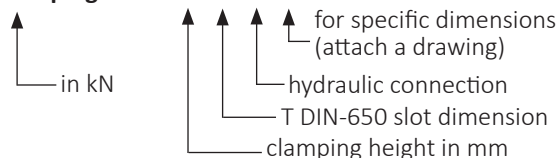


N	22	24	28	36
O	16	18	20	25
P	38	42	48	60
Q	37	42	46	56

Available for DIN 650 T22 to T36 T slots. Specific dimensions on request. Check actual dimensions.

Purchase order reference

BTM - clamping force - H - T - Z - S



Example : BTM 60 - H50 - T28 - G 1/4"

SERAPID France
+33 (0)2 32 06 35 60
info-fr@serapid.com

SERAPID Deutschland GmbH
+49 (0)7931 96 47-0
info-de@serapid.com

SERAPID Ltd
+44 (0)1359 233335
info-uk@serapid.com

SERAPID INC.
+1 586 274 0774
info-us@serapid.com